

## Wyoming Pharmacists, 2009

### Licensed Pharmacists

Pharmacists must hold an active Wyoming license to practice in Wyoming. The following Wyoming statistics were calculated based on data from pharmacist licensing records and a survey of all licensees conducted for the Wyoming Healthcare Commission in early 2009.

- There were an estimated 90 licensed pharmacists with a Wyoming address per 100,000 Wyoming state residents in 2009.

### Wyoming Pharmacist Licenses, 2009

Total pharmacist licenses*	962
With Wyoming addresses	482 (50.1%)
With Colorado addresses	112 (11.6%)
With California addresses	30 (3.1%)
With Utah addresses	29 (3.0%)
With other addresses†	309 (32.1%)

\* Accessed from 2009 licensing records.  
† States each with fewer than 3% of licenses.

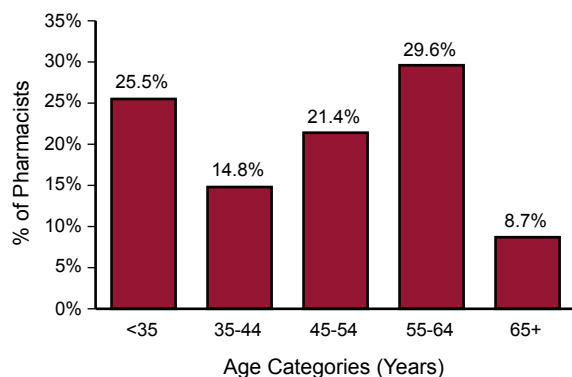
### Pharmacists with a Primary Practice Location in Wyoming

- 43% of licensed pharmacists responding to the survey reported that they were practicing and their primary work location was in Wyoming. The following findings are based only on the survey responses of pharmacists with a primary practice location in Wyoming, referred to as "Wyoming pharmacists."

### Wyoming Pharmacist Demographics

- 52% of Wyoming pharmacists were female.
- 96% of Wyoming pharmacists recorded their race as white, in combination with no other races.
- 3% of Wyoming pharmacists were of Hispanic or Latino origin.

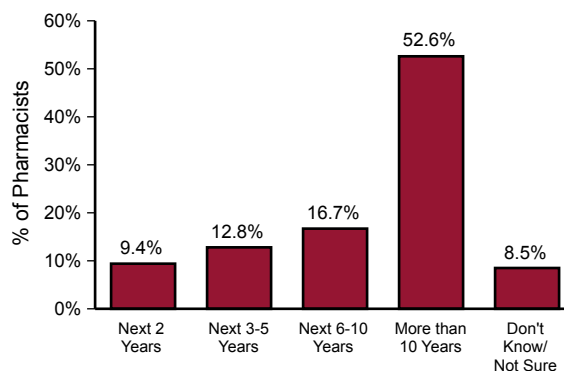
Age of Wyoming Pharmacists, 2009



19.0% of survey respondents did not answer this question.

- The average age of Wyoming pharmacists was 48.

Wyoming Pharmacists' Plans to Retire

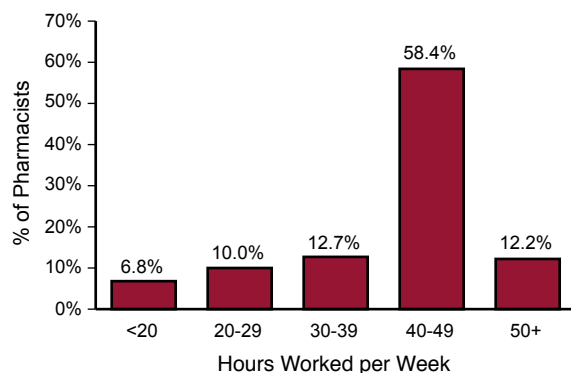


3.3% of survey respondents did not answer this question.

- 22% of Wyoming pharmacists planned to retire in the next five years.

## Wyoming Pharmacists' Employment Characteristics

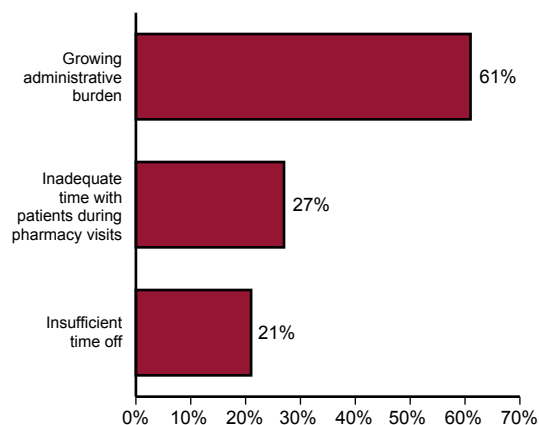
**Total Weekly Hours Worked by Wyoming Pharmacists**



8.7% of survey respondents did not answer this question.

- Wyoming pharmacists in active practice worked an average of 38 total hours weekly.
- 17% worked fewer than 30 hours per week.

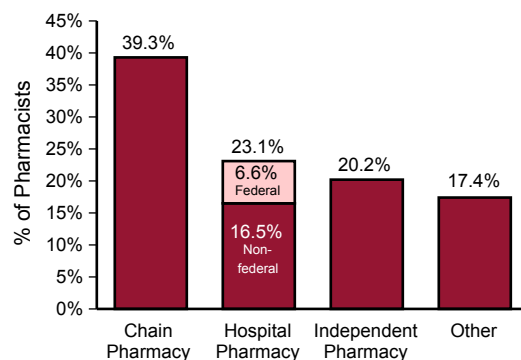
**Major Problems Reported by Wyoming Pharmacists**



Percentage citing issue as a "major problem" in response to "How much of a problem is [the issue] with regard to your ability to provide high-quality care?"

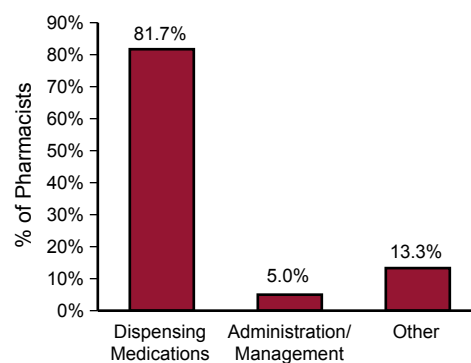
- Almost two-thirds of Wyoming pharmacists reported that growing administrative burden (e.g., sorting out insurance issues) was a major problem for their ability to provide high-quality care.
- About one-quarter reported that inadequate time with patients during pharmacy visits was a major problem.

**Wyoming Pharmacists' Primary Work Location**



All survey respondents answered this question.

**Wyoming Pharmacists' Primary Areas of Practice**



0.8% of survey respondents did not answer this question.

**Data and Funding Sources:** Licensing data are from the Wyoming Board of Pharmacy. The University of Washington Center for Health Workforce Studies (UW CHWS) developed the survey questionnaire, and the Wyoming Survey & Analysis Center at the University of Wyoming conducted the survey May-July 2009 (response rate 58%). Population data are from the U.S. Census Bureau. The analyses for this report were conducted by the UW CHWS with funding from the Wyoming Healthcare Commission.

**Authors:** Davis G. Patterson, Research Scientist; Susan M. Skillman, Project Director; C. Holly A. Andrilla, Research Scientist. This report was produced at UW CHWS by Martha Reeves.

**For More Information:** Contact the UW CHWS or Wyoming Office of Rural Health, 307-777-7293.